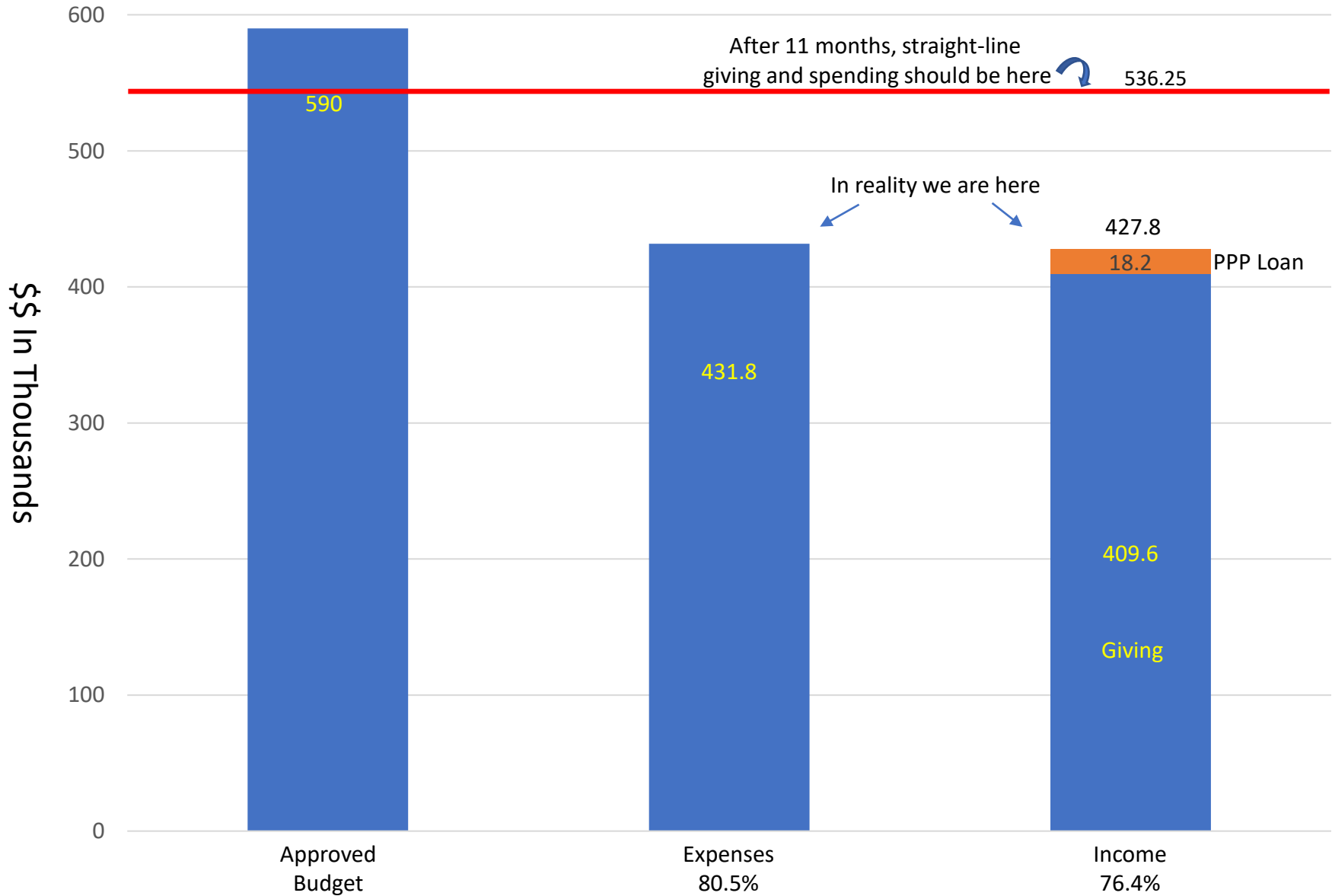


GBC Finances: FY20/21 Budget Vs. Actual View

As Of 30 Apr 2021



GBC Finances, 'Cash' Assets View As Of 30 Apr 2021

Total: \$174,331

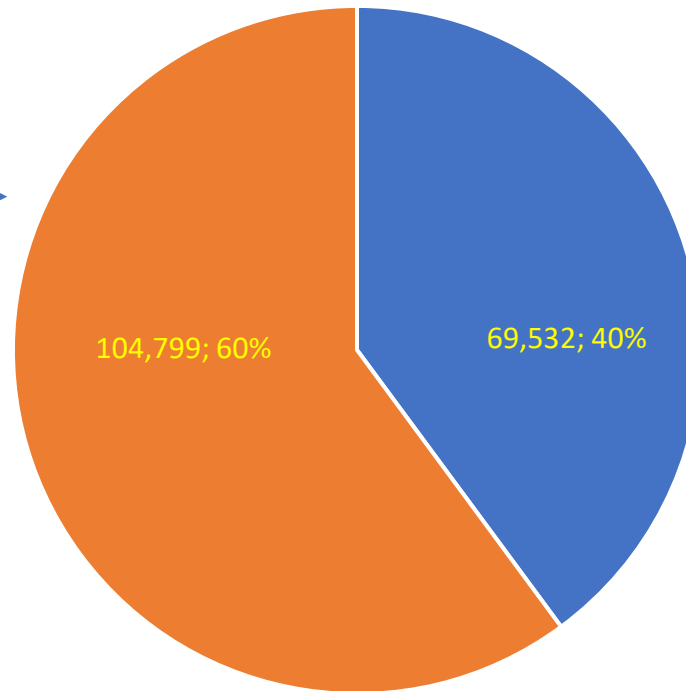
Money Market: \$ 141,147
Savings: \$ 19,005
Checking: \$ 14,179

Undesignated Funds

Money Market: \$ 48,475
Checking: \$ 14,179
Savings: \$ 6,878

Designated Funds

Poole Fund: \$51,588
Deacons Fund: \$27,525
Mariano Fund: \$12,135
Philippines \$ 4,140
Missions: \$ 4,300
Library Fund: \$ 3,591
Camp Scholarships: \$ 1,029
AWANA: \$ 340
Wedding Fees \$ 150

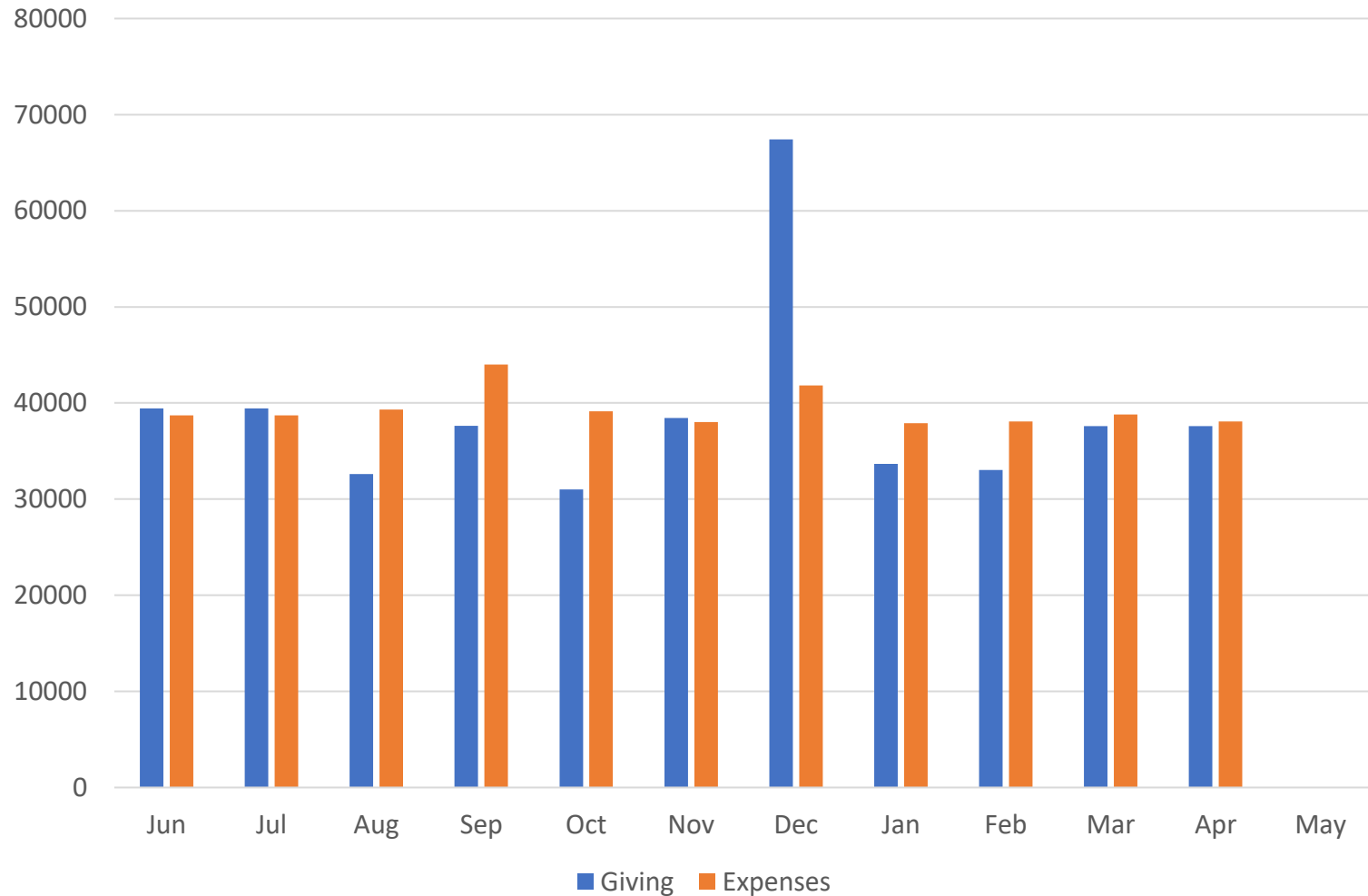


GBC Finances: Assets Vs. Liabilities View 2020 V. 2021

	<u>30 Apr 2021</u>	<u>1 Apr 2020</u>
Assets: 'Cash' Assets:	\$174,331	\$173,186
Other Assets:	\$ 12,545 (Church Van)	\$ 12,545
Total Assets:	\$ 186,876	\$185,731
Liabilities*: Building Loan:	\$295,636	\$337,534
Assets Minus Liabilities:	(\$108,761)	(\$151,803)

* Original building loan taken out in Jun 2019 for \$350,000

FY 2020 - 2021 GBC Monthly Giving V. Expenses



YTD Giving: 427,863
(Includes 18,225 PPP Loan)

YTD Expenses: 431,813